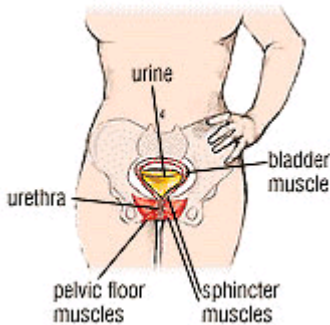




EXERCISING PELVIC MUSCLES

Why exercise pelvic muscles?

Life's events can weaken pelvic muscles. Pregnancy, childbirth, and being overweight can do it. Luckily, when these muscles get weak, you can help make them strong again. Pelvic floor muscles are just like other muscles. Exercise can make them stronger. Women with bladder control problems can regain control through pelvic muscle exercises, also called Kegel exercises.

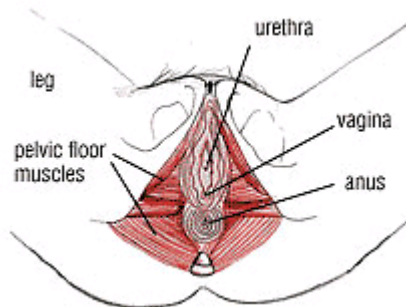


Pelvic fitness in minutes a day

Exercising your pelvic floor muscles for just 5 minutes, three times a day can make a big difference to your bladder control. Exercise strengthens muscles that hold the bladder and many other organs in place.

The part of your body including your hip bones is the pelvic area. At the bottom of the pelvis, several layers of muscle stretch between your legs. The muscles attach to the front, back, and sides of the pelvis bone.

Two pelvic muscles do most of the work. The biggest one stretches like a hammock. The other is shaped like a triangle. These muscles prevent leaking of urine and stool.



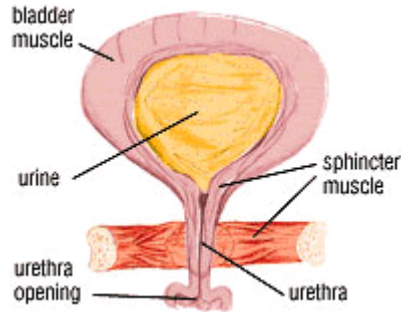
How do you exercise your pelvic muscles?

Find the right muscles. This is very important. Your doctor, nurse, or physical therapist will help make sure you are doing the exercises the right way.

You should tighten the two major muscles that stretch across your pelvic floor. They are the "hammock" muscle and the "triangle" muscle. Here are three methods to check for the correct muscles. You can make these pelvic floor muscles stronger with a few minutes of exercise every day.

- 1 Try to stop the flow of urine when you are sitting on the toilet. If you can do it, you are using the right muscles.
- 2 Imagine that you are trying to stop passing gas. Squeeze the muscles you would use. If you sense a "pulling" feeling, those are the right muscles for pelvic exercises.
- 3 Lie down and put your finger inside your vagina. Squeeze as if you were trying to stop urine from coming out. If you feel tightness on your finger, you are squeezing the right pelvic muscle.

Don't squeeze other muscles at the same time. Be careful not to tighten your stomach, legs, or other muscles. Squeezing the wrong muscles can put more pressure on your bladder control muscles. Just squeeze the pelvic muscle. Don't hold your breath.



Repeat, but don't overdo it. At first, find a quiet spot to practice--your bathroom or bedroom--so you can concentrate. Lie on the floor. Pull in the pelvic muscles and hold for a count of 3. Then relax for a count of 3. Work up to 10 to 15 repeats each time you exercise. Healthy sphincter muscles can keep the urethra closed.

Do your pelvic exercises at least three times a day. Every day, use three positions: lying, sitting, and standing. You can exercise while lying on the floor, sitting at a desk, or standing in the kitchen. Using all three positions makes the muscles strongest.

Be patient. Don't give up. It's just five minutes, three times a day. You may not feel your bladder control improve until after 3 to 6 weeks. Still, most women do notice an improvement after a few weeks.

Exercise aids. You can also exercise by using special weights or biofeedback. Ask your health care team about these exercise aids.

Hold the squeeze until after the sneeze

You can protect your pelvic muscles from more damage by bracing yourself. Think ahead, just before sneezing, lifting, or jumping. Sudden pressure from such actions can hurt those pelvic muscles. Squeeze your pelvic muscles tightly and hold on until after you sneeze, lift, or jump.

After you train yourself to tighten the pelvic muscles for these moments, you will have fewer accidents.

Points to Remember

- Weak pelvic muscles often cause bladder control problems.
- Daily exercises can strengthen pelvic muscles.
- These exercises often improve bladder control.
- Ask your doctor or nurse. Are you squeezing the right muscles?
- Tighten your pelvic muscles before sneezing, lifting, or jumping. This can prevent pelvic muscle damage.

My Pelvic Muscle Exercise Log

Sunday

I exercised my pelvic muscles ____ times.

I spent ____ minutes exercising.

At each exercise session, I squeezed my pelvic muscles ____ times.

Monday

I exercised my pelvic muscles ____ times.

I spent ____ minutes exercising.

At each exercise session, I squeezed my pelvic muscles ____ times.

Tuesday

I exercised my pelvic muscles ____ times.

I spent ____ minutes exercising.

At each exercise session, I squeezed my pelvic muscles ____ times.

Wednesday

I exercised my pelvic muscles ____ times.

I spent ____ minutes exercising.

At each exercise session, I squeezed my pelvic muscles ____ times.

The **Women's**
HEALTH GROUP, P.C.



9195 Grant Street, Suite 410
Thornton, CO 80229
Phone: 303-280-2229(BABY)
Fax: 303-280-0765

300 Exempla Circle, Suite 470
Lafayette, CO 80026
303-665-6016
303-665-0121

6363 West 120th Avenue, Suite 300
Broomfield, CO 80020
303-460-7116
303-460-8204

www.whg-pc.com

Thursday

I exercised my pelvic muscles ____ times.

I spent ____ minutes exercising.

At each exercise session, I squeezed my pelvic muscles ____ times.

Friday

I exercised my pelvic muscles ____ times.

I spent ____ minutes exercising.

At each exercise session, I squeezed my pelvic muscles ____ times.

Saturday

I exercised my pelvic muscles ____ times.

I spent ____ minutes exercising.

At each exercise session, I squeezed my pelvic muscles ____ times.